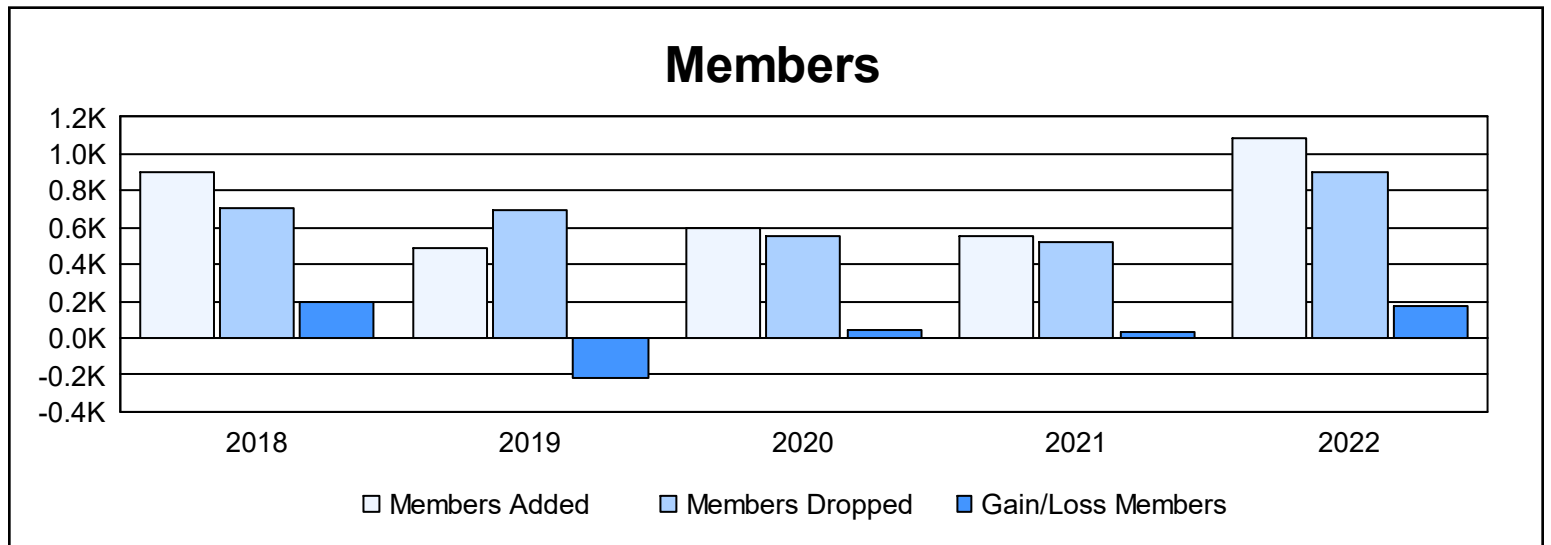
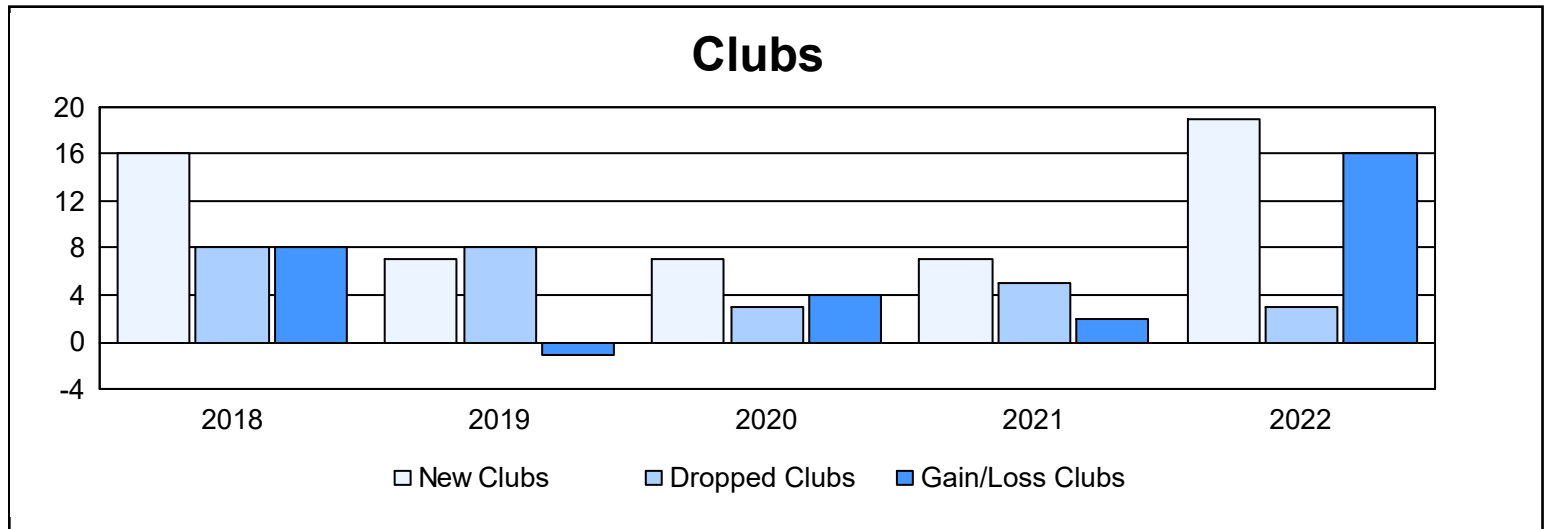
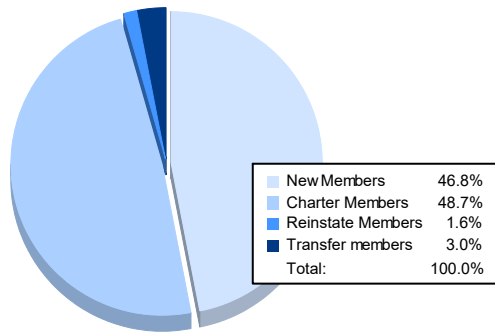


Year	New Clubs	Dropped Clubs	Gain/ Loss Clubs	New Members	Charter Members	Reinstate Members	Transfer Members	Total Member Added	Total Members Dropped	Gain/ Loss Members
2017-2018	16	8	8	449	401	38	14	902	704	198
2018-2019	7	8	-1	262	194	17	10	483	696	-213
2019-2020	7	3	4	342	193	19	42	596	555	41
2020-2021	7	5	2	296	213	27	15	551	517	34
2021-2022	19	3	16	506	526	17	32	1,081	905	176
<b>Average</b>	<b>11</b>	<b>5</b>	<b>6</b>	<b>371</b>	<b>305</b>	<b>24</b>	<b>23</b>	<b>723</b>	<b>675</b>	<b>47</b>



### Membership Composition June 2022 Cumulative



### Gender Composition June 2022 Cumulative

